

2020-2021 Subcommittee on General Government

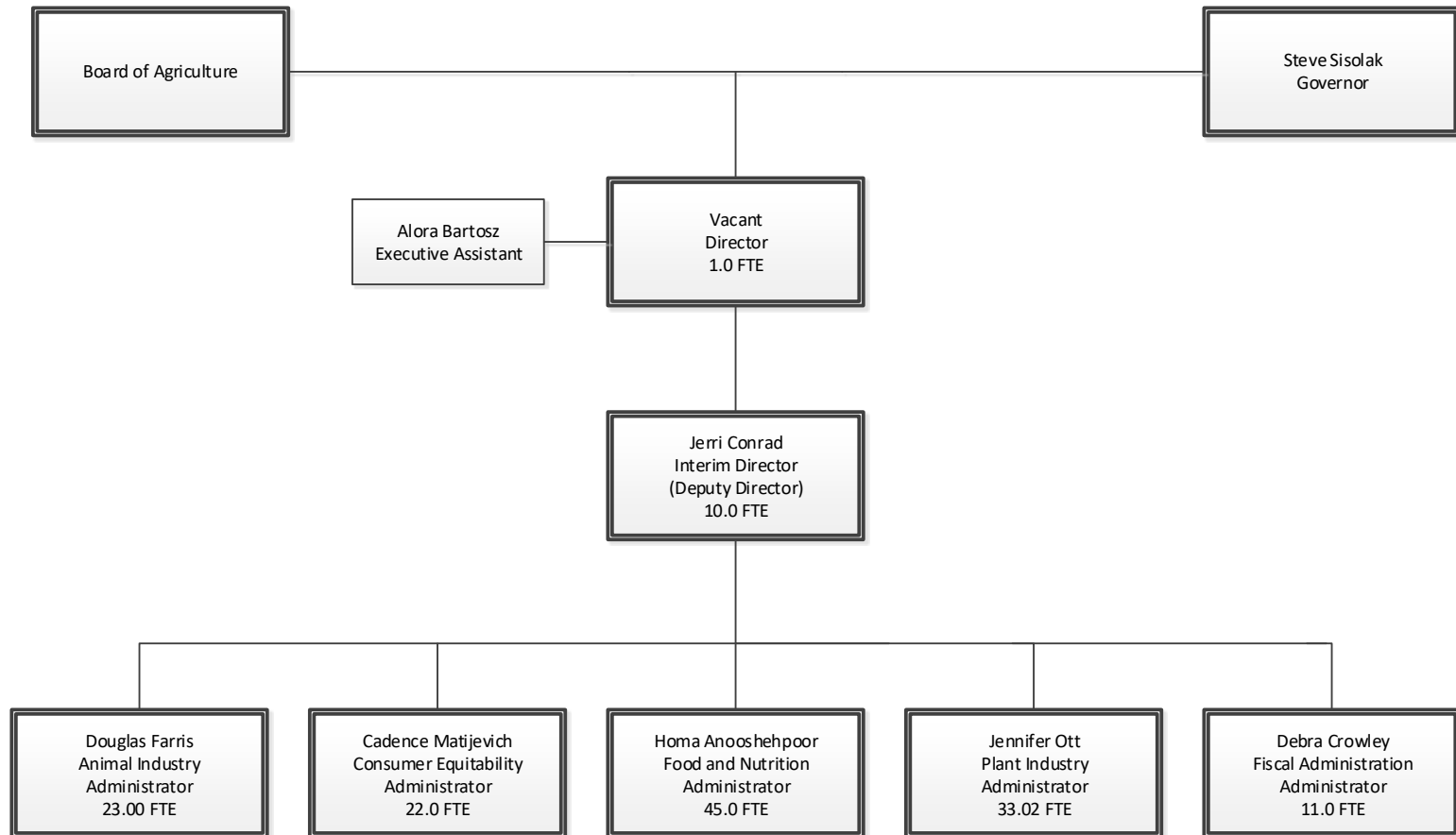
Jerri Conrad, Interim Director
Debra Crowley, Fiscal Administrator
February 7, 2019



Mission

- The Nevada Department of Agriculture (NDA) promotes a business climate that is fair, economically viable and encourages environmental stewardship that serves to protect food, fiber and human health and safety through effective service and education.
- NDA Divisions:
 - Administration
 - Animal Industry
 - Consumer Equitability
 - Food and Nutrition
 - Plant Industry

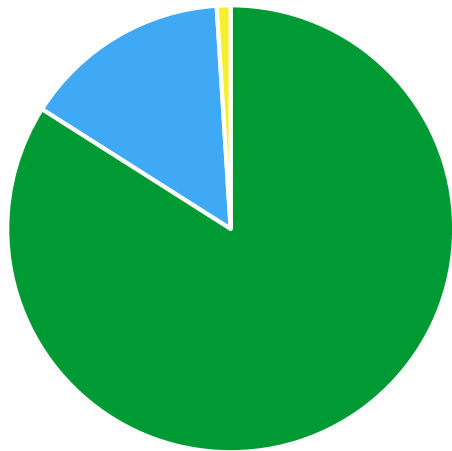
NDA Organizational Chart



Funding by Source

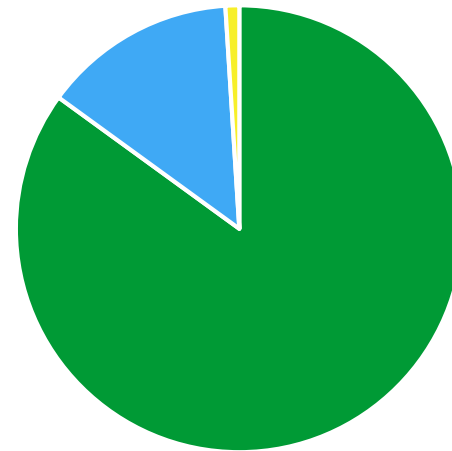
**Annual budgets 20/21 biennium:
FY 2020 \$222 million; FY 2021 \$243 million**

18/19 Biennium funding source



■ Federal Funds 84% ■ Fees & Other 15%
■ General Fund 1%

20/21 biennium funding source



■ Federal Funds 85% ■ Fees & Other 14%
■ General Fund 1%

Division of Consumer Equitability



Division of Consumer Equitability

The Division of Consumer Equitability supports the Department's mission through three, interrelated programs:

- **Metrology**
- **Petroleum Technology**
- **Weights & Measures**

These programs serve to instill consumer confidence in Nevada's commercial marketplace by ensuring equity between buyers and sellers in any commercial transaction that involves weighing or measuring.

In addition to protecting Nevada's commercial marketplace, the division plays an important role in protecting air quality in our communities. We do this through regular sampling and testing of motor vehicle fuels sold throughout the state to ensure that these products meet the specifications adopted to attain and maintain air quality standards.

Division of Consumer Equitability

State Statutes and Regulations:

NRS/NAC 561, 581, 582, 590 and 445B.

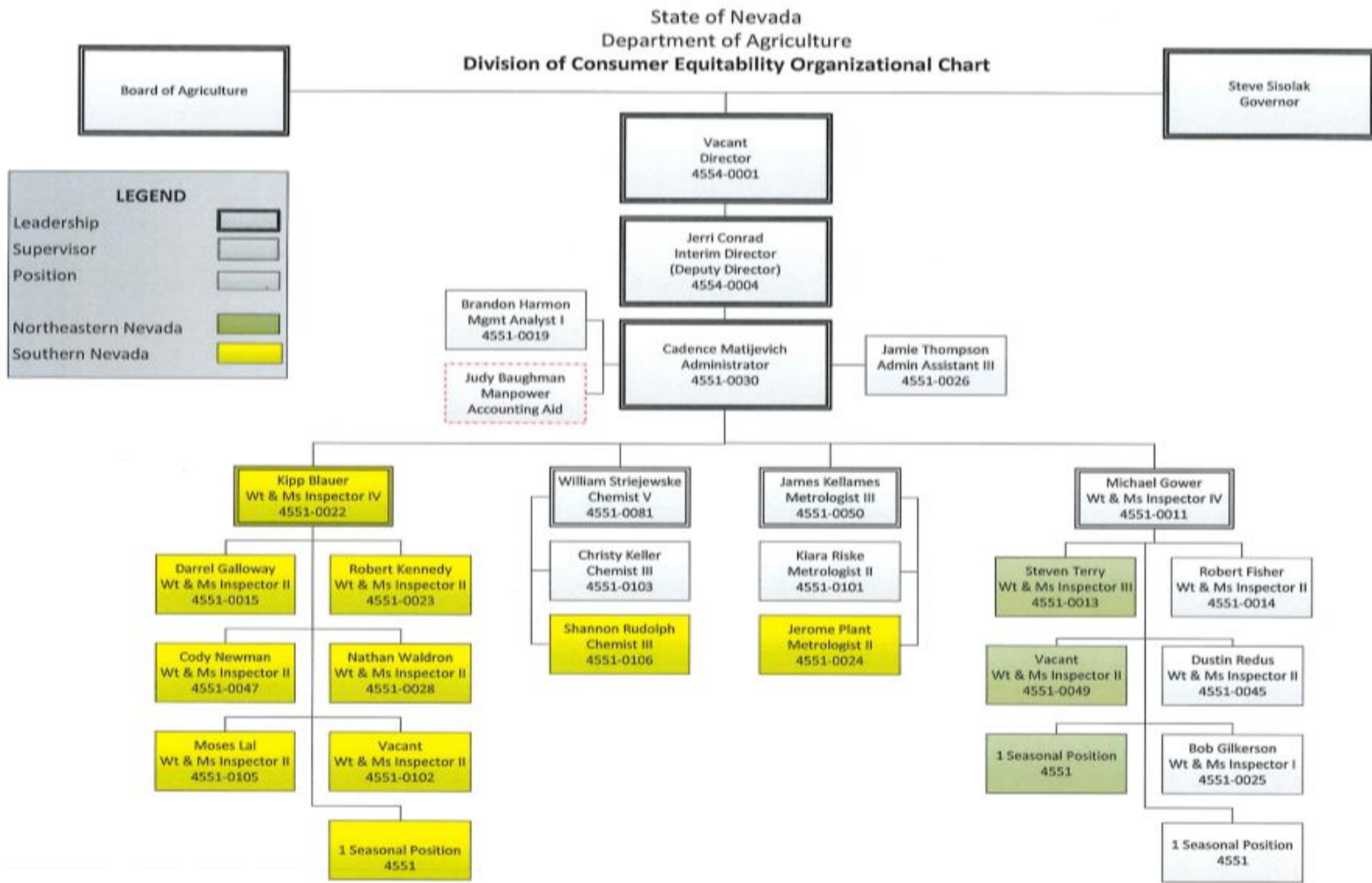
Federal Regulations:

US Department of Commerce

National Institute of Standards and
Technology Office of Weights and Measures
(NIST OWM)

NIST Handbooks 44, 105, 130, 133 and 143

Division of Consumer Equitability



REVISED 02/2019

Division Of Consumer Equitability

The division is funded entirely by fee revenues.

<u>RGL #</u>	<u>Title</u>	<u>Authority</u>	<u>Amount Last Revised</u>	<u>FY18 Actuals</u>	<u>FY20 Forecast</u>	<u>FY21 Forecast</u>
3701	Annual Device License Fees; Device Testing Fees; Additional Fees for Special Tests	NRS 581.075; NAC 581.295; NAC 581.210; NAC 581.220	2000*	\$ 848,279.00	\$ 1,703,798.00	\$ 1,703,798.00
3799	Petroleum Inspection Fee (Collected by DMV)	NRS 590.120	1989	\$ 743,624.00	\$ 759,981.00	\$ 759,981.00
4721	Pollution Control Fees (Collected by DMV)	NRS 445B.830	2003	\$ 752,430.00	\$ 752,430.00	\$ 752,430.00
3602	Metrology Laboratory Calibration Services Fees	NRS 581.075; NAC 581.210	2015	\$ 36,610.00	\$ 37,342.00	\$ 43,001.00
3601	Registered Service Agent Registration Fees	NRS 581.103; NAC 581.340	2000	\$ 18,420.00	\$ 18,662.00	\$ 18,662.00
3616	Public Weighmaster License Fees	NRS 582.043; NAC.025	2000	\$ 7,720.00	\$ 7,527.00	\$ 7,527.00

Division of Consumer Equitability

2019-2021 Biennium Budget Request

- Goal: Enhance service levels and align resources to meet service demands
- SFY 2020: \$3,382,563
24 Total FTE (2 new positions)
- SFY 2021: \$3,337,641
27 Total FTE (3 new positions)

Division of Consumer Equitability Service Demand

Weights & Measures

Licensed Commercial Weighing & Measuring Devices

2000: 25,186 2019: 44,256

Device Inventory Distribution

Southern Nevada: 30,834 (70%) Northern Nevada: 10,418 (24%)

Northeastern Nevada: 3,004 (6%)

Average Devices per Field Inspector

Southern Nevada: 5,139 Northern Nevada: 3,472 Northeastern Nevada: 1,502

Petroleum Technology

Fuel Samples Tested FY18: 3,074

Fuel Samples Tested FY19 to-date: 1,559

Metrology

Calibrations FY18: 2,277

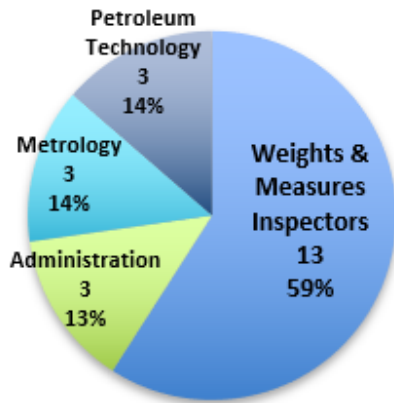
Calibrations FY19 To-date: 929

Division of Consumer Equitability Operational Capacity - Personnel

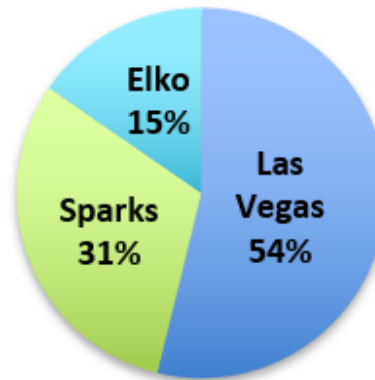
Division-wide
FY 2000: 25
FY 2018: 22

Weights & Measures Inspectors
FY 2000: 16
FY 2018: 13

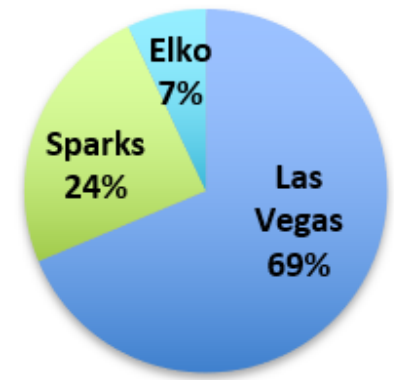
Division Personnel



Weights & Measures Inspectors by Region



Weights & Measures Device Inventory by Region



BA 4551 Enhancements

- **E225 New positions:**
 - This request funds five (5) new Weights & Measures Inspector positions and associated vehicle, equipment and operating costs.
 - SFY 2020: \$136,979
 - FTE: 2; 1 in Las Vegas, 1 in Sparks
 - SFY 2021: \$440,715
 - FTE: 3; All positions in Las Vegas
 - **Total: \$577,694**

Revised Average Devices Per Field Inspector:

Southern Nevada: 3,083

Northern Nevada: 2,604

Northeastern Nevada: 1,502 (no change)

Division of Consumer Equitability

Operational Capacity - Equipment & Vehicles

	Replacement cost of current equipment and vehicle inventory	Annual cost of recommended maintenance for current equipment and vehicle inventory	Current equipment and vehicle inventory aged beyond expected useful life
Las Vegas Weights & Measures	\$1,182,000	\$67,400	84%
Sparks Weights & Measures	\$971,000	\$63,000	77%
Elko Weights & Measures	\$810,650	\$42,515	82%
Petroleum Technology	\$1,067,500	\$25,000	50%
Metrology	\$445,000	\$25,000	28%
Total:	\$4,476,150	\$222,915	

BA 4551 Enhancements

- **E226 Equipment Maintenance**

- This decision unit funds preventative maintenance, calibration and certification of metrology equipment necessary to maintain compliance with ISO 17025 standards.
- This equipment was purchased in FY 2018 and FY 2019 and regular maintenance, calibration and certification is required to maintain compliance with ISO 17025 standards.
- Maintaining compliance with NIST and ISO standards is critical to ensure the state's metrology labs retain the accreditation necessary to perform the activities related to establishing and maintaining the state's standards for mass, length and volume, as mandated in Nevada Revised Statutes Chapter 581.
- SFY 2020: \$5,000; SFY 2021: \$10,050.
 - **Total: \$15,050**

BA 4551 Enhancements

- **E227 Travel and Training**

- This request funds in-state travel necessary for metrology staff laboratory to perform laboratory proficiency testing.
- This funding will allow for each of the division's three metrologists to complete proficiency testing on the calibration equipment located in both the Las Vegas and Sparks metrology laboratories.
- Completion of these proficiency tests is necessary to meet the requirements of the National Institute of Standards and Technology (NIST) Handbook 143, State Weights and Measure Laboratories Program Handbook, and the requirements for participation in the measurement assurance program, which are based on ISO/IEC 17025.
- This decision unit also funds out-of-state travel for Weights & Measures Inspectors to attend NIST trainings necessary to maintain expertise in weighing and measuring inspection and testing procedures.
- SFY 2020: \$15,896; SFY 2021: \$15,896.
 - **Total: \$31,792.**

BA 4551 Enhancements

- **E720 New Equipment**

- This decision unit funds the purchase of new equipment to allow the Weights & Measures and Metrology programs to more efficiently and effectively meet service demands.

- Class II Weight Kits (3)

- Electronic Pallet Jack for Las Vegas Metrology Lab

- New Gas Buggy for Southern Nevada

- SFY 2020: \$192,595; SFY 2021: \$552

- **Total: \$193,147**

BA 4551 Enhancements

- **E720 New Gas Buggy**



BA 4551 Enhancements

- **E710 IT Equipment Replacement**
 - This request funds replacement computer hardware per Enterprise Information Technology Services' recommended replacement schedule.
 - SFY 2020: \$3,248; SFY 2021: \$0
 - **Total: \$3,248**
- **E711 Equipment Replacement**
 - This request funds the purchase of replacement of three (3) agency-owned vehicles that are at least 10 years old or have a minimum of 100,000 miles. Replacement vehicles will be leased from Fleet Services.
 - This request also funds the replacement of five (5) laboratory instruments for the Petroleum Technology laboratories that are at least 10 years old and no longer operable or in very poor condition. The requested amount includes funding for preventative maintenance services for the newly purchased instruments.
 - SFY 2020: \$265,885; SFY 2021: \$31,877
 - **Total: \$297,762**
- **E800 Cost Allocation**
 - This request funds department cost allocation enhancements to Administration budget account 4554.
 - SFY 2020: \$38,587; SFY 2021: \$35,905
 - **Total: \$74,492**

Weighing and Measuring Device Fees Licensing and Testing

- **LCB File R172-18**

- Timeline

- Initiated Administrative Rulemaking Process in June 2018
 - Adopted by NDA 10/18/18
 - Approved by Legislative Commission 12/19/18
 - Effective 7/1/2019

- Changes

- Increases fees for annual licensing of commercial weighing and measuring devices.
 - Increases fees for special tests of weighing and measuring devices.
 - Aligns billing dates for annual licensing of commercial weighing and measuring devices with the state fiscal year, rather than the federal fiscal year.
 - Reduces penalty for late payment of invoices from 50% to 10% of original invoice amount.

- Additional information

- Additional device licensing fee increase anticipated to be adopted prior to 2021-2023 biennium

Weighing and Measuring Device Fees

Annual License Fees for Commercial Weighing and Measuring Equipment NAC 581.295		
	Current Fee	R172-18 Revised Fee
Scale <500 lbs tested with a Class II Echelon II Weight Kit	N/A	\$35.00
Scale <500 lbs tested with a Class F Echelon III Weight Kit	\$11.00	\$22.00
Scale 500 - 2,000 lbs	\$30.00	\$60.00
Scale 2,000 - 5,000 lbs	\$80.00	\$160.00
Scale >5,000 through 30,000 lbs	\$140.00	\$280.00
Hopper <5,000 lbs	\$200.00	\$400.00
Hopper >5,000 lbs	\$250.00	\$500.00
Livestock scale (To be consolidated with Scale >5,000 through 30,000 lbs)	\$100.00	\$280.00
Scale > 30,000 lbs	\$150.00	\$300.00
Linear Devices	\$15.00	\$30.00
Dispenser, hose, meter or octane grade tested w/ 5 gal prover	\$10.00	\$20.00
Dispenser, hose or meter tested w/prover larger than 5 gal	\$75.00	\$150.00
Truck or rack-mounted meter, rated up to 120 GPM	\$75.00	\$150.00
Truck or rack-mounted meter, rated over 120 GPM	\$140.00	\$280.00
LPG Non-temperature compensated meter	\$75.00	\$135.00
LPG Temperature compensated meter	\$150.00	\$270.00

Weighing and Measuring Device Fees

Weighing and Measuring Device Test and Service Fees - NAC 581.210		
	Current Fee	R172-18 Revised Fee
Scale <500 lbs tested with a Class II Echelon II Weight Kit	N/A	\$45.00
Scale <500 lbs tested with a Class F Echelon III Weight Kit	\$25.00	\$32.00
Scale 500 - 2,000 lbs	\$50.00	\$90.00
Scale 2,000 - 5,000 lbs	\$100.00	\$240.00
Scale >5,000 through 30,000 lbs	\$160.00	\$420.00
Hopper <5,000 lbs	\$300.00	\$600.00
Hopper >5,000 lbs	\$350.00	\$750.00
Livestock scale (to be consolidated with Scale >5,000 through 30,000 lbs)	\$130.00	\$420.00
Scale >30,000 lbs	\$200.00	\$450.00
Linear Devices	\$25.00	\$42.00
Dispenser, hose, meter or octane grade tested w/ 5 gal prover	\$25.00	\$30.00
Dispenser, hose or meter tested w/prover larger than 5 gal	\$95.00	\$222.00
Truck or rack-mounted meter, rated up to 120 GPM	\$95.00	\$222.00
Truck or rack-mounted meter, rated over 120 GPM	\$160.00	\$420.00
LPG Non-temperature compensated meter	\$100.00	\$222.00
LPG Temperature compensated meter	\$200.00	\$450.00

Weighing and Measuring Device Fees

Additional Fees for Special Tests - NAC 581.220		
	Current Fee	R172-18 Revised Fee
For each hour testing a device above the time normally required	\$40.00	\$60.00
For each hour witnessing the test of a device that is not conducted by the Division	\$40.00	\$60.00
For mileage, per mile for:		
Inspector Pickup truck	\$1.00	\$1.00
Livestock test truck (To be consolidated with motor truck/hopper truck)	\$2.00	\$4.00
Petroleum prover truck	\$2.00	\$3.00
Motor truck and hopper test truck	\$3.00	\$4.00
For each hour of required travel of the inspector, in addition to mileage	\$40.00	\$60.00
Per Diem	GSA Rate	GSA Rate

Metrology Laboratory Update



Metrology Laboratory Update

- **2019 NIST Certificate of Metrological Traceability for Sparks and Las Vegas**
 - Nevada is the only state in the US with state-operated metrology labs in more than one geographical location.
- **Three NIST signatory-approved metrologists**
 - Two metrologists based in Sparks, one in Las Vegas.
- **NIST National Voluntary Laboratory Accreditation Program (NVLAP) Certificate of Accreditation to ISO/IEC 17025:2005**
 - 89 calibration laboratories have earned this accreditation nationwide, with only 19 of those being state-operated laboratories.
 - This level of accreditation will become even more valuable as the healthcare, advanced manufacturing and technology industries continue to expand in our state.

Food and Nutrition Division



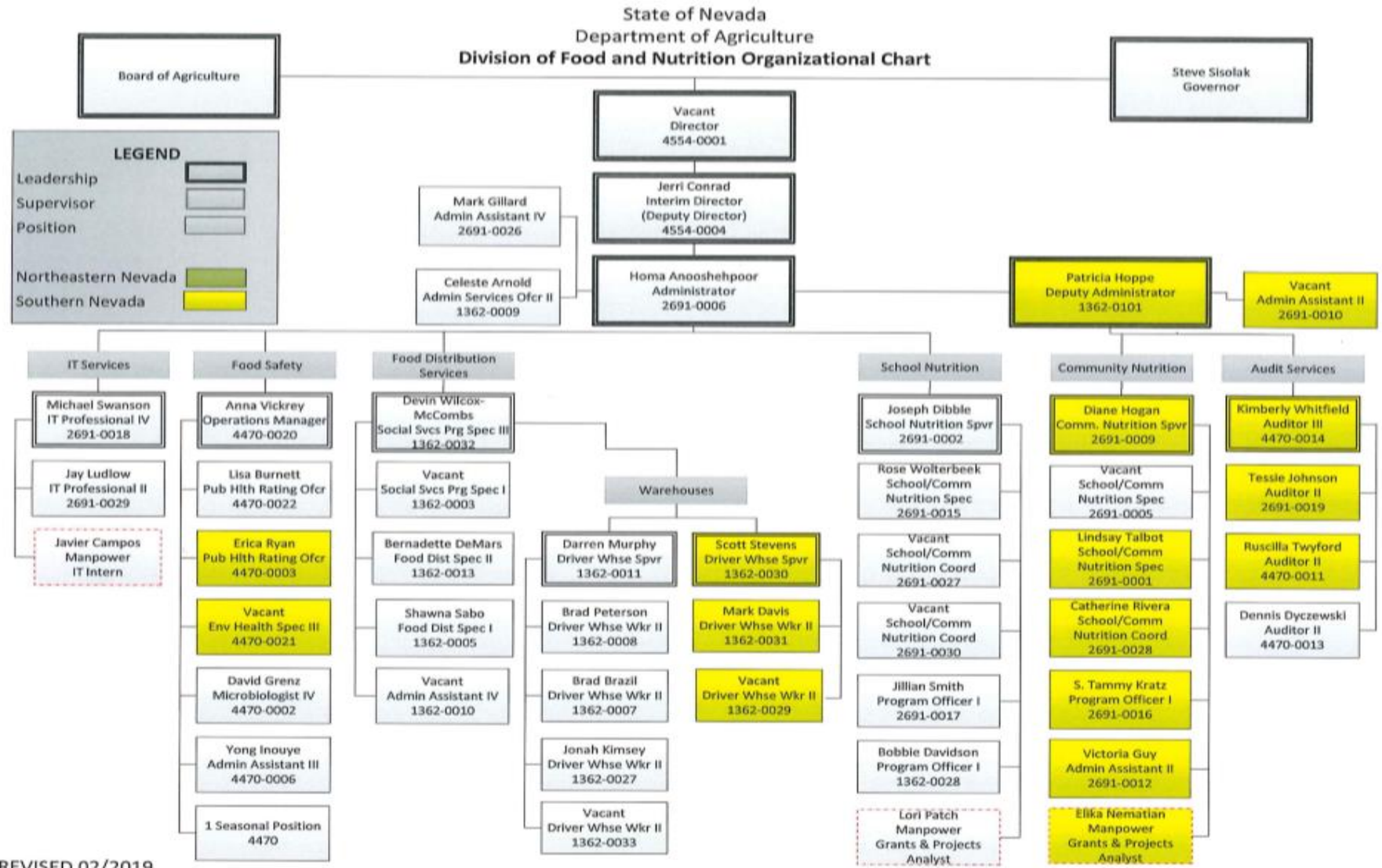
Food and Nutrition Division

The Food and Nutrition Division (FND) was established during the 2013 Nevada Legislature with the goals of increasing agricultural economic opportunities, increasing food security, promoting locally produced agricultural products, and creating effective and efficient program administration. FND is comprised of the United States Department of Agriculture (USDA) Child Nutrition Programs, Food Distribution Programs, and the Food Safety Program.

The Food and Nutrition Division provides nutrition assistance through entitlement reimbursement programs to assist local school districts and other nonprofit and for profit sponsors to ensure that children are well nourished, healthy, and ready to learn. FND also utilizes USDA Food distribution programs to improve the nutritional status of children, adults and seniors in need and to assist and strengthen the American agricultural market through 100% American-grown USDA foods. FND staff also ensures the availability of wholesome, nutritious dairy products and promotes a business climate that is economically viable for those who produce, process, or market dairy products in our state.

- NRS 333, 387, and 584.
- **SFY 2020: \$205,754,375; Total FTE: 43 (Eliminating 2 positions)**
- **SFY 2021: \$226,089,085. Total FTE: 43 (No new positions)**

Food and Nutrition Division



REVISED 02/2019

Food and Nutrition Division

- FND oversees 13 of the 15 USDA school nutrition and community nutrition programs.
- FND is part of a safety net of services available to reduce food insecurity in the state and educate the public on proper nutrition.

Food and Nutrition Division

Programs

- FND has expanded and increased participation in the USDA child nutrition programs. It has accomplished this through the following programs:
 - National School Lunch Program (NSLP)
 - School Breakfast Program (SBP)
 - Special Milk Program (SMP)
 - Child and Adult Care Food Program (CACFP)
 - Summer Food Service Program (SFSP)

Food and Nutrition Division

Programs

- FND also provides access to adults and seniors in need through the following USDA Food Distribution Programs:
 - The Emergency Food Assistance Program (TEFAP)
 - The Commodity Supplemental Food Program (CSFP)
 - The Food Distribution Program on Indian Reservations (FDPIR)

Food and Nutrition Division

Program Growth

- Targeting more participation of tribes, rural areas and eligible organizations through outreach, trainings and increased access of program information on our website.
- Received a USDA two-year grant to assist current program operators/sponsors in preparing nutritious meals.
- FND is applying for a USDA Technology Innovations Grant to develop and improve online application, meal reimbursement system and trainings.
- Cross-training of staff in the north and south to reduce the costs of compliance monitoring.

Food and Nutrition Division

Program Growth

- Received three-year USDA grant funding to develop and roll out a statewide direct certification matching system so that eligible children identified through this matching process can be certified automatically to receive free and reduce-priced school meal benefits for the National School Lunch Program (NSLP) and School Breakfast Program(SBP).

Food and Nutrition Division

Program Growth

- Increased school breakfast participation in Nevada from 20% to 43% in SY2016-2017 and to 45% in SY2017-2018 through Breakfast after the Bell program
- Nevada schools received Champions of Breakfast Award (2017, 2018)
- NDA has successfully navigated an increase of 8 million pounds of TEFAP food (a 100% increase over FY 2018) coming into the state through the Trade Mitigation program.

Food and Nutrition Division

- FND receives State Administrative Expense (SAE) funds from the USDA to administer Child and Community Nutrition programs.
- The SAE is allocated to each state according to a fixed formula established in 1977.
- USDA is currently studying the adequacy of the SAE allocation formula; the new formula will not be released until 2022.

Food and Nutrition Division

Challenges

- USDA State Administrative Expense (SAE)
Funding shortfall:
 - Expansion of programs and participation
 - Increased oversight and compliance monitoring reviews

Food and Nutrition Division

BA 1362 Commodity Food Program

- The Food Distribution Programs provide United States Department of Agriculture (USDA) Foods under these programs: National School Lunch Program, Child and Adult Care Food Program, Summer Food Service Program, Nutrition Services Incentive Program, The Emergency Food Assistance Program, Commodity Supplemental Food Program, Food Distribution Program on Indian Reservations and the Senior Farmers Market Nutrition Program. School Districts, non-profit agencies and qualifying individuals in Nevada receive healthy, nutritious food or coupons to redeem through these programs. **SFY 2020: \$18,812,965; SFY 2021: \$18,881,052. Total FTE: 14.**

BA 1362 Enhancements

- **E225 Out of State Travel:**
 - This request funds out of state travel for Budget Account 1362. Due to the obligations of the Commodity Foods programs, out of state travel is required. SFY 2020: \$3,351; SFY 2021: \$3,351.
 - **Total: \$6,702.**
- **E226 In State Travel:**
 - This request funds in state travel. Due to the obligations of the Commodity Foods programs, in state travel is required. SFY 2020: \$8,991; SFY 2021: \$6,453.
 - **Total: \$15,444.**
- **E228 Training:**
 - This request funds staff development. Due to continual changes and update to Federal Regulations in Commodity Food programs, attendance to conferences and in house staff development are required. SFY 2020: \$15,253; SFY 2021: \$15,253.
 - **Total: \$30,506.**

BA 1362 Enhancements

- **E229 Changes to Classified Positions:**

- This request is for the elimination of Sparks Warehouse Driver Positions PCN 0029 and PCN 0033. This decision unit is the Food and Nutrition Program's efficiency option. Due to restructuring of The Emergency Food Assistance Program (TEFAP) the additional warehouse positions will no longer be required. SFY 2020: -\$114,700; SFY 2021: -\$119,377.

- **Total: -\$234,077.**

- **E249 Uniform Allowance:**

- This request funds uniforms as required by Nevada Department of Agriculture (NDA) Policy. Uniforms for the Deputy Administrator, Social Services Program Specialist III, Social Services Program Specialist I, Warehouse Supervisors North and South, Warehouse Workers II North and South. SFY 2020: \$3,150; SFY 2021: \$1,492.

- **Total: \$4,642.**

BA 1362 Enhancements

- **E710 IT Equipment Replacement:**
 - This request funds replacement computer hardware and associated software per Enterprise Information Technology Services' recommended replacement schedule. SFY 2020: \$6,806; SFY 2021: \$4,994.
 - **Total: \$11,800.**
- **E800 Cost Allocation:**
 - This request funds department cost allocation enhancements to Administration budget account 4554. SFY 2020: \$7,624; SFY 2021: \$6,909.
 - **Total: \$14,533.**

Food and Nutrition Division

BA 2691 Nutrition Education Program

- The National School Lunch Act of 1946, the Child Nutrition Act of 1966, and the Health, Hunger-Free Kids Act of 2010 all provide Federal funds to Nevada for child nutrition programs: School Breakfast Program, National School Lunch Program, Special Milk Program, Child and Adult Care Food Program, Summer Food Service Program, Fresh Fruit and Vegetable Program and State Administrative Expenses for Child Nutrition. The federal allotment for each program sponsor is based on a formula that may consider meal costs or budgets, the number of individuals served, and the income level of those individuals; for example, sponsors are reimbursed monthly at a unit cost/rate for each meal or milk served. This budget also provides the funding needed to administer these programs, including processing claims and payments, program compliance monitoring, and providing technical assistance and professional development to the sponsors. The state funding is used to meet the state maintenance of effort (MOE) and match requirements. **SFY 2020: \$185,716,649; SFY 2021: \$205,968,238. Total FTE: 20.**
- Federal Regulations: 7CFR 210, 215, 220, 225, 226, 235, 240, 245, 247, 250, 251, 252, 253 3015, 3016, 3019, 3052
- State Regulations: NRS 333, 387.070, 387.075, 387.080, 387.100, 387.105, and 584.

BA 2691 Enhancements

- **E225 Out of State Travel:**

- This request funds out of state travel for budget account 2691. Due to the obligations of the School, Community and Child nutrition programs, out of state travel is required. SFY 2020: \$18,148; SFY 2021: \$18,148.
 - **Total: \$36,296.**

- **E226 In State Travel:**

- This request funds in state travel for budget account 2691. Due to the obligations of the various Food and Nutrition, School, and Community Nutrition Programs, additional In State Travel is required. SFY 2020: \$19,278; SFY 2021: \$38,132.
 - **Total: \$57,410.**

- **E227 New Equipment:**

- This request funds the purchase of a lectern and white board for the conference room in Las Vegas. Due to Federal requirements of statewide nutrition education for School, Community and Child nutrition program staff, a lectern and white board are needed for presentations to effectively conduct meetings and trainings with both Nevada Department of Agriculture staff and the public. SFY 2020: \$761; SFY 2021: \$0.
 - **Total: \$761.**

BA 2691 Enhancements

- **E228 Training:**

- This request funds additional training for staff development. The Food and Nutrition Division Education Programs are federally funded. With laws, regulations and policies constantly changing on a national level and USDA Professional Standards Requirements, continued attendance at training conferences are required. SFY 2020: \$26,865; SFY 2021: \$26,865.

- **Total: \$53,730.**

- **E229 Funding Reorganization:**

- This request funds 20 percent of the cost of the Information Technology Professional positions in the Nutrition Education Programs through the department's administrative cost allocation. See corresponding decision unit E229 in Nutrition Education Programs, budget account 4554.

- **No costs associated in this budget account.**

BA 2691 Enhancements

- **E249 Uniform Allowance:**

- This request funds the purchase of new and replacement uniforms in accordance with department uniform policy. Failure to comply with this policy is cause for disciplinary action, in accordance with procedures specified in the Nevada State Administrative Manual. SFY 2020: \$469; SFY 2021: \$282.
 - **Total: \$751.**

- **E710 IT Equipment Replacement:**

- This request funds replacement computer hardware and associated software per Enterprise Information Technology Services' recommended replacement schedule. SFY 2020: \$13,790; SFY 2021: \$12,373.
 - **Total: \$26,163.**

- **E800 Cost Allocation:**

- This request funds department cost allocation enhancements to Administration budget account 4554. SFY 2020: \$1,607; SFY 2021: \$1,496.
 - **Total: \$3,103.**

Food and Nutrition Division

BA 4470 Dairy Fund

- The Food Safety Unit is dedicated to assuring the availability of wholesome, nutritious dairy products and to promoting a business climate that is economically viable for those who produce, process, and market dairy products in our state. This budget supports a comprehensive dairy and custom meat and poultry processing inspection program to protect the consumer from disease or other contaminants that may be transmitted during all phases of production and processing. The Food Safety Laboratory conducts analysis of dairy products and water to ensure satisfactory compliance with federal regulation and the distribution of safe products. The Food Safety Unit monitors marketing conditions to bring about a reasonable amount of stability and prosperity in the production and marketing of fluid milk and fluid cream. **SFY 2020: \$1,224,761; SFY 2021: \$1,239,795. Total FTE: 9.**

BA 4470 Enhancements

- **E225 Out of State Travel:**

- This request funds out-of-state travel to conduct inspections of distributors who provide product to Nevada. SFY 2020: \$1,658; SFY 2021: \$1,181.

- **Total: \$2,839.**

- **E226 In State Travel:**

- This request funds additional in-state travel for food safety inspectors and the microbiologist who are required to conduct FDA ratings, safety inspections, lab certifications and sample collections. SFY 2020: \$7,146; SFY 2021: \$7,290.

- **Total: \$14,436.**

- **E228 Training:**

- This request funds training that is required for the operations manager, biologist and environmental health specialists to maintain certifications in the Grade "A" dairy program. SFY 2020: \$27,983; SFY 2021: \$17,311.

- **Total: \$45,294.**

BA 4470 Enhancements

- **E710 IT Equipment Replacement:**
 - This request funds computer hardware per Enterprise Information Technology Services' recommended replacement schedule. SFY 2020: \$2,195; SFY 2021: \$0.
 - **Total: \$2,195.**
- **E800 Cost Allocation:**
 - This request funds department cost allocation enhancements to Administration budget account 4554. SFY 2020: \$14,470; SFY 2021: \$13,464.
 - **Total: \$27,934.**

Plant Industry Division

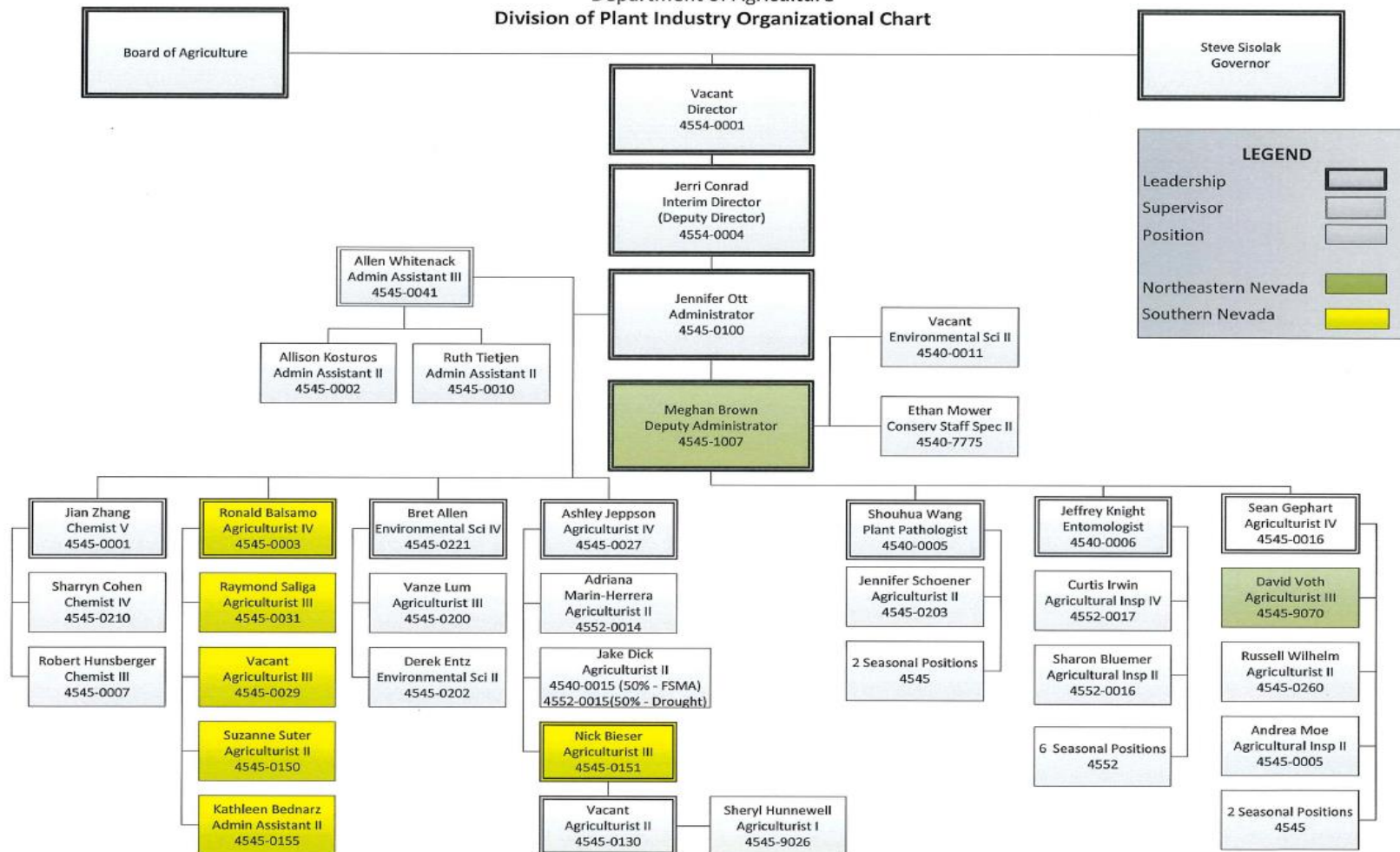


Plant Industry Division

- The Plant Industry Division safeguards Nevada's agriculture and natural resources against the entry, establishment and spread of economically and environmentally significant pests and diseases.
- The Division inspects, grades, and certifies agricultural commodities for both state and federal certification; protects the public health and environment by ensuring pesticides and fertilizer products are both labeled and applied in a safe prescribed manner; coordinates and encourages efforts to protect and conserve rangeland health.
- Federal Regulation: 7 CFR, CFR 40, Federal Insecticide, Fungicide, and Rodenticide Act (FIFRA), Food Safety Modernization Act (FSMA)
- State Regulation: NRS 554, 555, 561, 586, 588 and 587
- **SFY 2020: \$6,134,257; Total FTE: 36.51 (adding 3.49)**
- **SFY 2021: \$6,526,222; Total FTE: 38.51 (adding 2)**

Plant Industry Division

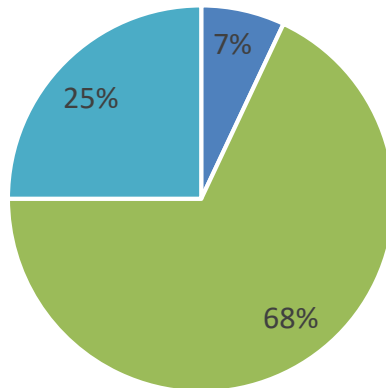
State of Nevada
Department of Agriculture
Division of Plant Industry Organizational Chart



REVISED 02/2019

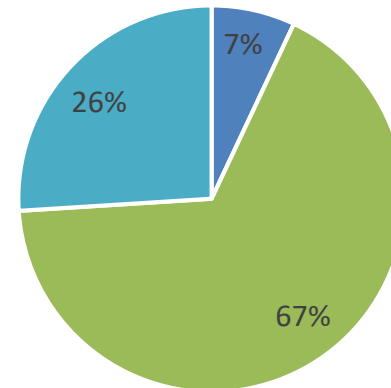
Plant Industry Division

FY20



- General Fund, \$566,173
- Fees, \$5,729,448
- Federal Funds, \$2,143,415

FY21



- General Fund, \$577,927
- Fees, \$5,666,515
- Federal Funds, \$2,234,144

Plant Industry Division

Quarantines:

- Pathology:
Movement of disease
- Entomology:
Movement of pests



Crops:

- Import/Export Fruit and Vegetables
- Nursery Inspections
- Hemp
- Food safety




Natural Resources:

- Noxious weeds/Weed free materials
- Stockmanship
- Drought Program
- Sagebrush Ecosystem

Pesticides:

- Certification of pesticide companies and applicators
- Registration of pesticides and fertilizers
- Complaint investigation
- Chemical analysis
- Ground water analysis



Plant Industry Division

Quarantines:

- Pathology:
Movement of disease
- Entomology:
Movement of pests

BA 4540: General Fund
BA 4552: Federal Fund
BA 4545: Fee Fund

Natural Resources:

- Noxious weeds/Weed free materials
- Stockmanship
- Drought Program
- Sagebrush Ecosystem

Crops:

- Import/Export Fruit and Vegetables
- Nursery Inspections
- Hemp
- Food safety

BA 4552: Federal Fund
BA 4545: Fee Fund

Pesticides:

- Certification of pesticide companies and applicators
- Registration of pesticides and fertilizers
- Complaint investigation
- Chemical analysis
- Ground water analysis

Plant Industry Division

- **BA 4540 Plant Health and Quarantine Services (General Fund Budget)**
 - The Plant Health and Quarantine Services budget supports the salary and accompanying costs for the plant pathologist and entomologist, who work to prevent the entry and establishment of economically damaging pests and plant diseases in Nevada.
 - The general fund budget also supports the agriculture representative on the Sagebrush Ecosystem Technical Team and Drought Initiative coordinator.
 - SFY 2020: \$625,359; SFY 2021: \$642,613. Total FTE: 4.51

BA 4540 Enhancements

- **E225 In State Travel:**

- This request funds additional in state travel for the Drought Initiative, including meeting with the Drought Council and collaboration meetings. SFY 2020: \$6,096; SFY 2021: \$6,096.
 - **Total: \$12,192.**

- **E350 Drought Initiative Funding:**

- This request funds an increase of 0.49 FTE (Sparks) for the existing Agriculturist position to support ongoing work related to the Drought Initiative and Drought Council, including supervision of the on-farm improvements (below). SFY 2020: \$40,402; SFY 2021: \$42,140.
 - **Total: \$82,542. Total FTE: 0.49.**

- **E350 (One-shot Appropriation) Drought Initiative funding:**

- This request provides funds to farmers and ranchers for on-farm improvements to projects to increase long-term water conservation. SFY 2020: \$400,000. SFY 2021: \$0.
 - **Total: \$400,000.**

Drought Initiative

- **FY18/19**

- \$494,215 provided in grants to 11 farmers and ranchers
 - Improvements made to irrigation systems, installation of new pipeline, and using precision application.
- Coordinated with Desert Research Institute:
 - research on the Nevada Integrated Climate and Evapotranspiration Network
 - NICE NET network
- Collected data availability and data sets in the Western Region

Drought Initiative



BA 4540 Enhancements

- **E710 IT Equipment Replacement:**
 - This request funds replacement computer hardware and associated software per Enterprise Information Technology Services' recommended replacement schedule. SFY 2020: \$0; SFY 2021: \$2,125.
 - **Total: \$2,125.**
- **E800 Cost Allocation:**
 - This request funds anticipated expenditures based on the department cost allocation schedule. SFY 2020: \$8,039; SFY 2021: \$7,480.
 - **Total: \$15,519.**

Plant Industry Division

- **BA 4545 Agriculture Registration/Enforcement (Fee/Federal Funded Budget)**
 - The Agricultural Registration and Enforcement Account is fee or federally funded and supports the registration, inspection, sampling and laboratory analysis of fertilizers and pesticides; inspection, certification and licensing of: nursery stock dealers, export producers and processors, seed producers, pest control operators, restricted use pesticide applicators and weed free forage producers.
 - This budget also supports the rangeland health, noxious weed, and vertebrate pest control programs.
 - SFY 2020: \$4,079,614; SFY 2021: \$4,460,392. Total FTE: 30.

BA 4545 Enhancements

- **E228 Temporary labor:**
 - This request funds an increase in temporary labor expenditures to cover positions between hiring and in times of unexpected industry demand. SFY 2020: \$70,000; SFY 2021: \$70,000.
 - **Total: \$140,000.**



Southern Nevada

- **Pest Control Operators**

- 20% Increase in Applicators; 15% Increase in Companies ('16-'17)
- 34% Increase in Applicators; 55% Increase in Companies ('17-'18)

Year	Companies/Agencies	Applicators	Tests Administered	Compliance and Records Inspections	Violations
2016	453	1717	2125	40	32
2017	523	2057	2327	107	78
2018	638	2748	2687	166	116

State	Pop. 2000	Pop. 2017	# Program Staff 2018	# Pest Companies
West Virginia	1.8	1.82	15	446
Nevada	2.02	3	6	560
Oregon	3.43	4.14	27	716

Southern Nevada

Pesticide Operator/Applicator Inspections

- **2017**
 - 33% Correct chemical, concentration
 - 54% Incorrect chemical, concentration
 - 13% No chemical
- **2018**
 - 46% Correct chemical, concentration
 - 46% Incorrect chemical, concentration
 - 8% No chemical

BA 4545 Enhancements

- **E275 New positions:**
 - This request funds two new Agriculturist and two new seasonal Agricultural Inspector positions and associated operating costs due to an increase in demand for marketplace inspections to protect consumers and support food distribution businesses by providing required regulatory services. SFY 2020: \$125,816 (FTE: 2; 1 in LV, 1 in Sparks); SFY 2021: \$234,082 (FTE: 2; 1 in LV, 1 in Sparks).
 - **Total: \$359,898. Total FTE: 4.**

Marketplace Inspections

- **Quality grading on domestic and international imports**
- **Final determination in disputes**



Marketplace Inspections

- **Expenses**

- UT, CA, AZ - \$85/hour + \$1.96/mile + lot costs (~\$79-\$191/lot)

- **Entities**

- Wholesale/Distributors
- Grocery Stores
- Trucking Companies

BA 4545 Enhancements

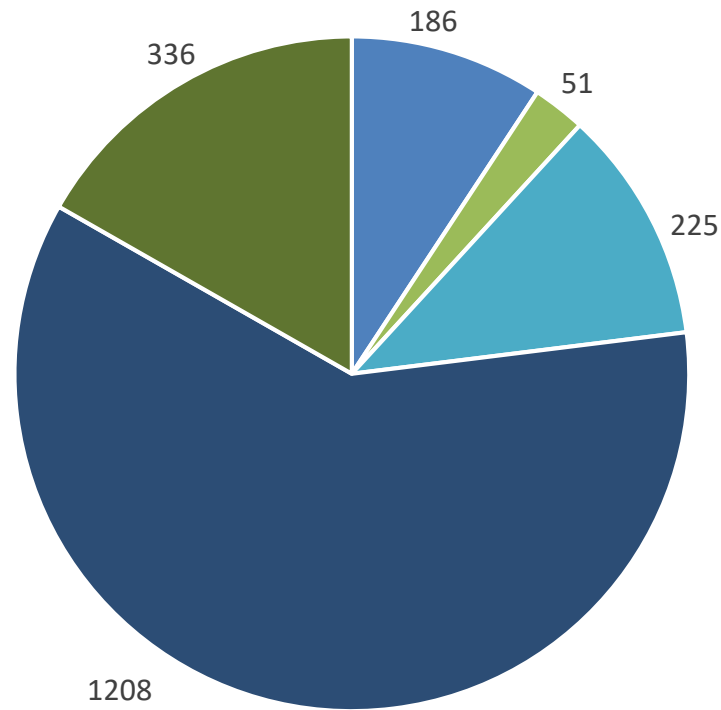
- **E276 New position:**
 - This request funds one new Agriculturist position and associated operating costs due to a need to increase the efficiency of pathology lab operations and establishing a better sample in-take and laboratory process. SFY 2020: \$84,502 (FTE: 1; Sparks); SFY 2021: \$114,707.
 - **Total: \$199,209. Total FTE: 1.**

Plant Pathology

- **Disease Diagnosis: Industry and public samples**
- **Quarantine samples**
- **Crop/Seed inspections**
- **Disease and field surveys**



Plant Pathology: Samples Analyzed 2018



- General Public, 9.3%
- Nursery Inspection, 2.5%
- Crop Inspection, 11.2%
- Disease Survey, 60.2%
- Special Projects on New Diseases, 16.7%

Total = 2,006

Plant Pathology: Current Personnel

Works in the lab to perform various tests prescribed by the plant pathologist.

Agriculturist II
Fee Funded

Plant Pathologist
General Fund

Develops and manages the program/projects/grants/lab, makes diagnosis, answers general questions, performs regulatory and supervisory duties.

Seasonal positions work in the field to conduct survey and sampling for federal funded survey projects.

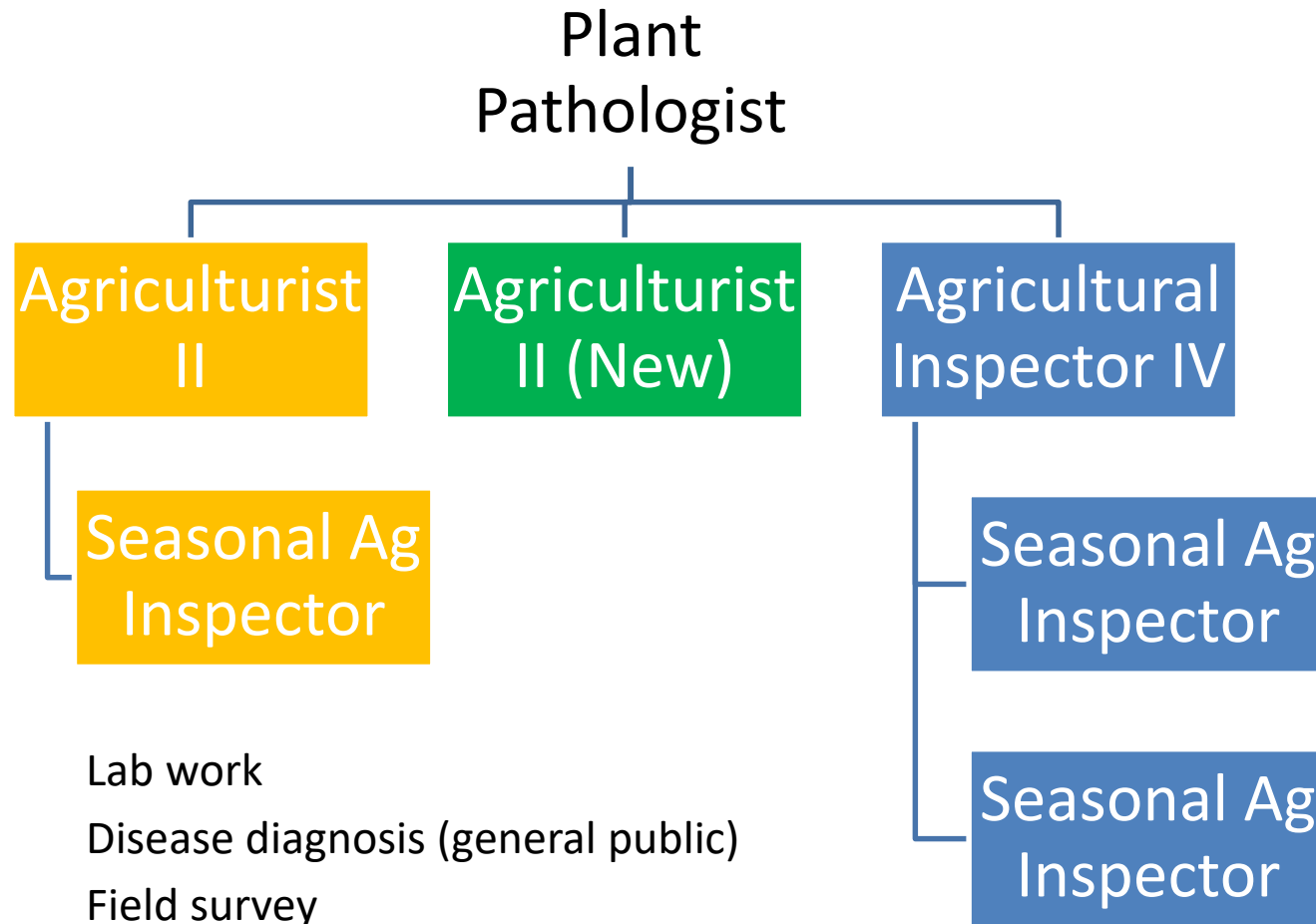
Seasonal Ag Inspector
Federal Funded

Seasonal Ag Inspector
Federal Funded

Seasonal Ag Inspector
Federal Funded

Seasonal Ag Inspector
Federal Funded

Plant Pathology: Enhancement



BA 4545 Enhancements

- **E720 New Equipment:**

- This request funds a Perkin Elmer PinAAcle 900 T, which will be mainly used for the monitoring of heavy metals, such as Arsenic, Cadmium, Lead, Mercury, and Nickel. The current lab instrument has a detection limit over 5.0ppm, which does not meet the EPA/FDA requirement. Without the accurate heavy metal analysis system, there is no way to fully complete all the required monitoring. Also, this instrument will be essential to future monitoring of human consumed marijuana and hemp. (\$81,321)
- The ABSciex QTRAP 5500 is a Liquid Chromatograph Mass Spectrometer used for all ground and surface water analysis. The Department conducts a water monitoring program, in collaboration with the United States Geological Survey and Nevada Department of Environmental Protection, to monitor for chemicals in surface water. The instrument is also used for pesticide residue analysis and proficiency testing as required by the Environmental Protection Agency. (\$325,000).
- SFY 2020: \$81,321; SFY 2021: \$325,000.
 - **Total: \$406,321.**

BA 4545 Enhancements

- **E226 Out of State Travel:**

- This request funds additional out of state travel for staff to attend specific national and regional conferences. Attendance at these conferences provides essential information on new federal regulations, training and networking with other Agriculture Departments. Additionally, conferences and training for the chemistry laboratory staff are critical to meet with industry to discuss important issues, trends and guidance. SFY 2020: \$9,695; SFY 2021: \$9,695.

- **Total: \$19,390.**

- **E227 In State Travel:**

- This request funds additional in state travel for the Division Administrator and Deputy Administrator to travel to various staff meetings, collaborative agency meetings, stakeholder meetings and board meetings to meet goals of programs and grants. SFY 2020: \$11,181; SFY 2021: \$11,181.

- **Total: \$22,362.**

BA 4545 Enhancements

- **E229 Out of State Travel:**
 - This request funds additional out of state travel for various programs; Noxious Weed Program, Nursery Program, Industrial Hemp Program, and Other Seed Program. This request will allow for program staff to participate in program related industry trainings and meetings for range management, noxious weed control and movement of plant material between quarantined areas. SFY 2020: \$22,270; SFY 2021: \$22,270.
 - **Total: \$44,540.**
- **E710 IT Replacement Equipment:**
 - This request funds replacement computer hardware and associated software per Enterprise Information Technology Services' recommended replacement schedule. SFY 2020: \$50,793; SFY 2021: \$91,569.
 - **Total: \$142,362.**
- **E800 Cost Allocation:**
 - This request funds department cost allocation enhancements to Administration budget account 4554. SFY 2020: \$43,996; SFY 2021: \$40,941.
 - **Total: \$84,937.**

Plant Industry Division

- **BA 4552 Pest, Plant Disease, Noxious Weed Control (Federal Funded)**
 - The Pest, Plant Disease, Noxious Weed Control is a federally and fee funded account providing support for the survey and control of species that cause detrimental economic, environmental, and public health effects through grant and cooperative agreements with federal agencies.
 - This account funds the staff, equipment and supplies for the plant pathology laboratory and entomology laboratory as well as field surveys and education.
 - The account also funds food safety monitoring and farmer education to ensure a safe fruit and vegetable food supply.
 - SFY 2020: \$1,429,284; SFY 2021 \$1,127,137. Total FTE: 3.51.

BA 4552 Enhancements

- **E225 Increase seasonal positions:**
 - This request increases the number of seasonal positions for Entomology, funded by USDA APHIS Agreements to assist with the various inspections and sample collections required to meet objectives of grant agreements and to safeguard against potential outbreaks. SFY 2020: \$147,935; SFY 2021: \$148,145.
 - **Total: \$296,080.**



Entomology

- **Surveys and identifies pests for protection of agriculture, forests, rangeland, and landscapes.**
- **3,400 traps per year**



Entomology



BA 4552 Enhancements

- **E710 Replacement Equipment:**

- This request funds replacement computer hardware and associated software per Enterprise Information Technology Services' recommended replacement schedule. SFY 2020: \$8,500; SFY 2021: \$0.

- **Total: \$8,500.**

- **E711 Replacement Equipment:**

- This request funds replacement of two Artic Cat all terrain vehicles. SFY 2020: \$18,229; SFY 2021: \$0.

- **Total: \$18,229.**

- **E720 New Vehicles:**

- This request funds the addition of two new Fleet Service vehicles. SFY 2020: \$6,038; SFY 2021: \$10,462.

- **Total: \$16,500.**

Native Seed

- **Important for the long-term success of rangeland health and post-fire rehabilitation**
- **October 30, 2018 – Native Seed Partners Meeting**
- **March 2019 – 3rd Annual Native Seed Forum**
- **Create a plan/map of native seed**



Producer's Certificates

- **Farm Registration: \$50 per certificate, \$30 renewal**
- **Number of entities currently valid: 292**
- **Hydroponic/aquaponic: 12**



Animal Industry Division



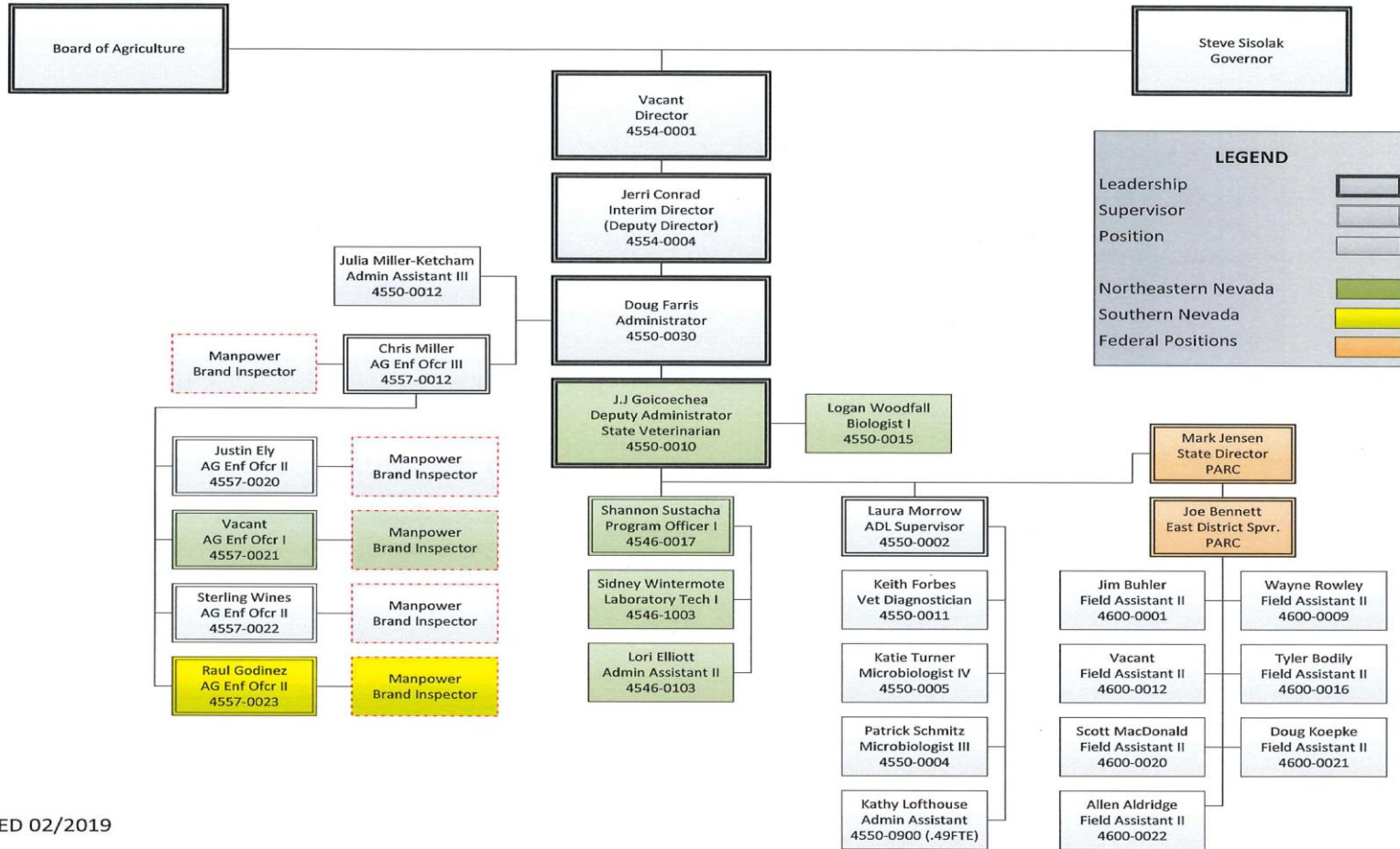
Animal Industry Division

The Animal Industry Division is made up of Veterinary Medical Services, Livestock Identification, Commercial Feed, Livestock Enforcement and Predatory Animal and Rodent Control programs. The Veterinary Medical Services program establishes protective health requirements for domestic and wild animals moving into and within the state; monitors regulatory compliance; protects public safety by testing specimens and animals for diseases of economic and public health significance and conducts animal disease surveillance for known and emerging diseases in domestic and wild animals. The Livestock Identification program provides protection to livestock owners by enforcing statutes; performing brand inspections on animals changing ownership, being transported interstate and intrastate, or being slaughtered; returning stray animals, recording brands and licensing livestock and agricultural dealers. Livestock enforcement staff perform law enforcement investigations and protect public safety daily. Predatory Animal and Rodent Control protects Nevada's agriculture, natural resources and property and provides public safety from the threat of injury, damage, disease or resource loss caused by wildlife.

- NRS 561, 564, 565, 571, 574, 575, and 587.
- **SFY 2020: \$4,052,383; Total FTE: 23 (No new positions)**
- **SFY 2021: \$4,121,415. Total FTE: 23 (No new positions)**

Organizational Chart

State of Nevada
Department of Agriculture
Division of Animal Industry Organizational Chart



REVISED 02/2019

Bill Draft Requests

- **SB 85**

- Revises provisions governing the importation into this State of certain live animals or parts of the carcass of certain animals.

Animal Industry Division

BA 4546 Livestock Inspection

- The Livestock Inspection program provides protection to livestock owners by enforcing statutes and regulations; performing brand inspections on animals changing ownership, being transported interstate and intrastate, or being slaughtered; returning stray animals, recording brands and licensing livestock and agricultural dealers. Continual cooperation with other states to assist with the enforcement of their livestock laws, as well as local, state, and Federal agencies based in Nevada. **SFY 2020: \$1,339,717; SFY 2021: \$1,396,855. Total FTE: 3.**
- State Regulation: NRS 561, 564, 565, 575, 571, and 587.

BA 4546 Enhancements

- **E225 Protective Gear:**

- This request funds an increase to protective gear for the Agricultural Enforcement Officers.
- NDA Enforcement Officer positions and salaries are paid out of BA4557, which is 50% General Funded. All of the equipment, supplies, travel, and training for these officers is funded under the fee based Livestock Inspection account, BA4546.
- This enhancement will fund the purchase of needed law enforcement equipment/tools for these officers. Our law enforcement officers are currently only provided duty gear in the form of uniforms, firearms and ammunition, ballistic vests, and handcuffs.
- This enhancement provides for the addition of expandable batons and OC spray, with their respective duty belt carriers.
- Provides officers intermediary tools if presented a use of force situation which reaches a level above hands on restraint, but less than deadly force.
- SFY 2020: \$2,307; SFY 2021: \$754.
 - **Total: \$3,061.**

BA 4546 Enhancements

- **E710 Equipment Replacement:**

- This request funds replacement computer hardware and associated software per Enterprise Information Technology Services' recommended replacement schedule.
- In continuing operation of a safe and efficient government, this enhancement provides for the replacement and upgrades of current computer hardware and software.
- SFY 2020: \$14,380; SFY 2021: \$23,008.
 - **Total: \$37,388.**

BA 4546 Enhancements

- **E711 Vehicle Replacement:**

- This request funds replacement of five agency owned vehicles with Fleet Service vehicles in accordance with the Vehicle Replacement Policy. NDA Enforcement Officer salaries are paid out of BA4557, which is 50% General Funded. Enforcement officers patrol vehicles are funded under the fee based Livestock Inspection account, BA4546.
- The current fleet of patrol vehicles for enforcement staff have an approximate average mileage of 180,000 miles, with 2 of them over the 200,000 mile mark. These were previous NHP patrol vehicles that were surplus property and then purchased by NDA.
- Cost analysis were completed of the past standards of purchasing used NHP patrol vehicles and leasing new vehicles through FS. The analysis showed a substantial savings in overall costs realized during the lifespan of these vehicles due to current repair expenses. This will also benefit the department with less staff hours lost as well as increased reliability and safety of employees.
- SFY 2020: \$47,310; SFY 2021: \$59,005.
 - **Total: \$106,315.**

BA 4546 Enhancements

- **E800 Cost Allocation:**

- This request funds department cost allocation enhancements to Administration budget account 4554 SFY 2020: \$11,582; SFY 2021: \$10,520.

- **Total: \$22,102.**

Animal Industry

BA 4557 Livestock Enforcement

- The Division of Livestock Enforcement is comprised of Nevada POST certified sworn peace officers that serve the Nevada Department of Agriculture (NDA), as well as the citizens and visitors of the state. The NDA Agricultural Enforcement Officers are the regulatory arm of the Nevada Department of Agriculture. The division's peace officer's primary focus is the protection of public safety, protection of livestock owners from theft or loss of livestock through roadway patrol and detailed investigations, and enforcement of all agricultural laws with a road interdiction program to prevent the ingress and egress of agricultural products that have not met the mandated requirements of plant or animal health, and livestock identification. Along with regulating the livestock identification and inspection division, these officers are also tasked with testing, inspection, and regulatory compliance for the Nevada Department of Agriculture Commercial Feed Registration Program. The NDA Agricultural Enforcement Officers also assist the department's other divisions when law enforcement or regulatory compliance is required. This includes the divisions of Animal Industry, Plant Industry, Consumer Equitability, and Food and Nutrition. The division works in cooperation with local, state, and Federal law enforcement and regulatory agencies statewide and across the U.S. to ensure the protection of public safety and the agricultural industry. **SFY 2020: \$423,812; SFY 2021: \$442,905. Total FTE: 5.**
- State Regulation: NRS 289, 565

Virginia Range Feral/Estray Horses

- We have an information packet which was provided to the Board of Agriculture at the September 2018 Board meeting. This packet contains a historical timeline, census numbers, and information relating to the Virginia Range feral/estrays (VRE) horses and the Nevada Department of Agriculture.
- NDA staff continue to focus on public safety by responding to incidents, authorizing diversionary feeding, and authorizing removal or relocation of horses creating a threat to public safety.
- Costs for staff hours, equipment, and resources to manage the state-owned VREs are all absorbed by other NDA budget accounts and there are no other revenue sources.

Virginia Range Feral/Estray Horses

- NDA previously had 2 cooperative agreements with the American Wildhorse Preservation Campaign (AWHPC), which addressed all management and focused on public safety. NDA terminated the cooperative agreement in November 2017 due to AWHPC unwillingness to abide by all aspects contained in the agreement except for the fertility control portion.
- At various times, it is not unheard of for the department to have 9 staff members involved in this program or addressing issues.
- NDA staff provides status updates to the Board of Agriculture and will act on any direction provided by the Board.
- NDA staff completed a census via helicopter of VRE horses in February of 2018. This census provided an actual count of 2,951 horses located in the Virginia Range area, without any estimation for the number of horses missed during the census.

BA 4557 Enhancements

- **Livestock enforcement**
 - No enhancements

Administration Division



Administration Division

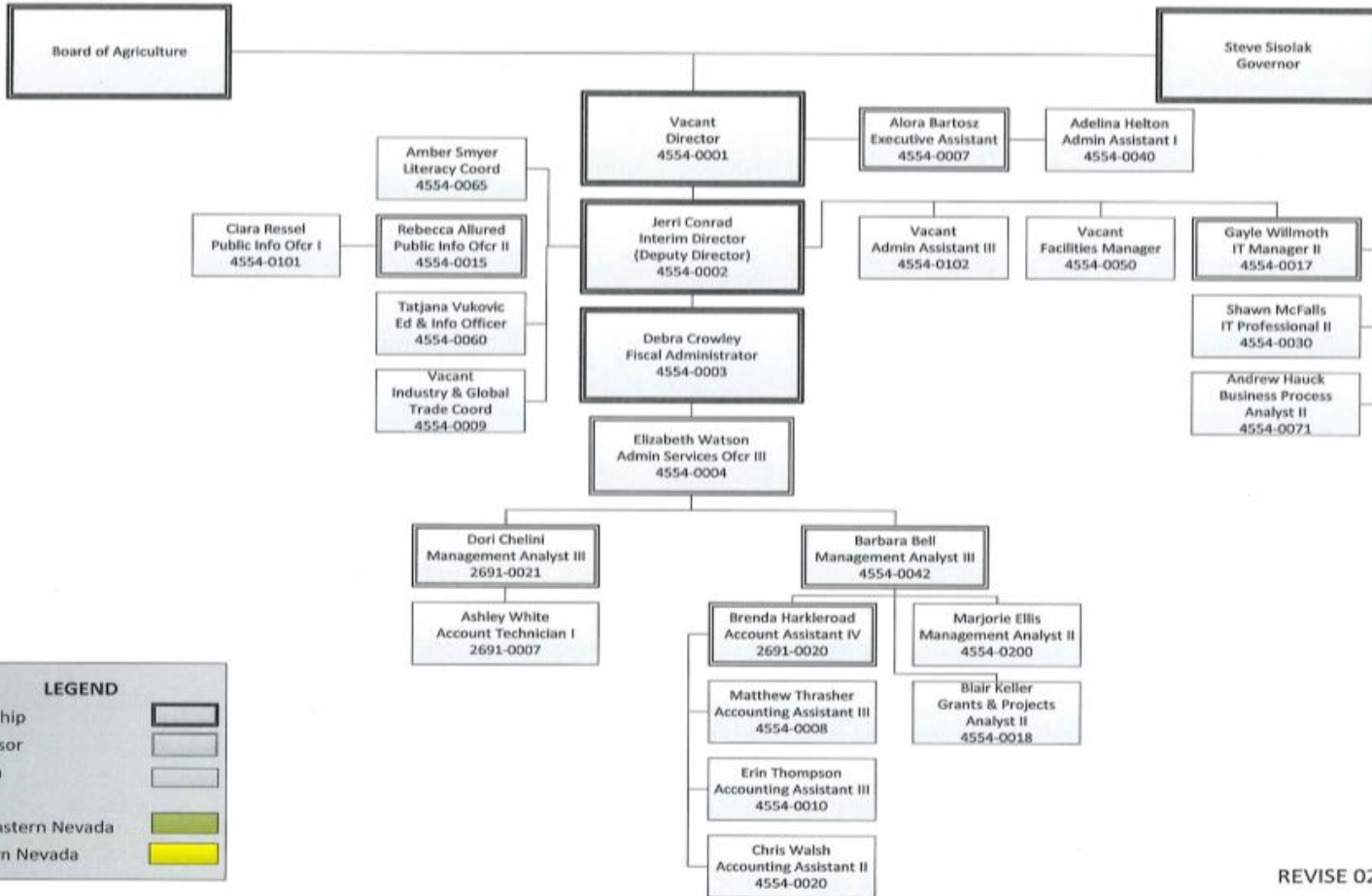
Per NRS 561, this division provides oversight and guidance to all divisions, programs and activities within the Department. The division funds the Nevada Board of Agriculture and provides centralized support services to the other divisions with the Department including fiscal, information technology, communications, facility maintenance and fleet management. This budget also includes the Department's agricultural educational outreach and marketing programs.

The Administration Division is funded through cost allocation from each of the other four divisions in the department.

- **SFY 2020 Budget: \$3,106,305; FTE: 22 (No new positions)**
- **SFY 2021 Budget: \$3,308,976; FTE: 22 (No new positions)**

Administration Division

State of Nevada
Department of Agriculture
Division of Administration Organizational Chart



REVISE 02/2019

BA 4554 Enhancements

- **E226 In State Travel:**

- This request funds an increase of in-state travel in support of the Animal Industry, Plant Industry, Consumer Equitability and Food and Nutrition divisions. SFY 2020: \$6,823; SFY 2021: \$6,823.
 - **Total: \$13,646.**

- **E227 Out of State Travel:**

- This request funds additional out of state travel for the business process analyst and public information officer positions, as well as adjusts for projected increases in travel costs. SFY 2020: \$2,847; SFY 2021: \$2,847.
 - **Total: \$5,694.**

- **E228 Increase Agricultural Economic Promotion budget:**

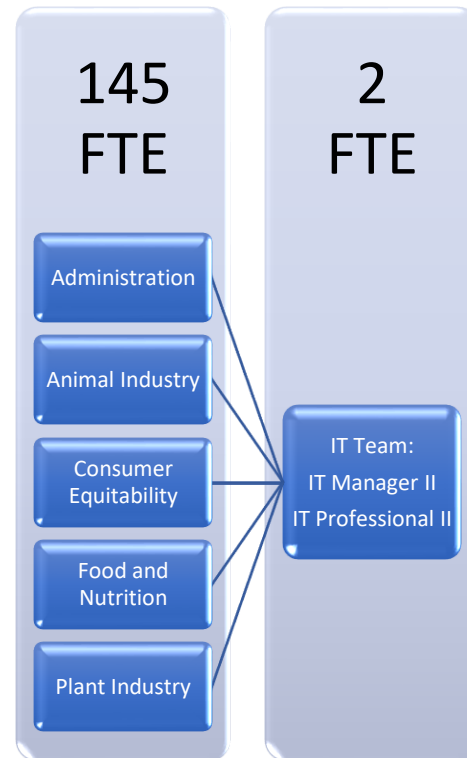
- This request funds an increase to the Agriculture Economic Promotion budget to support the Buy Nevada program and other Nevada Agriculture programs. SFY 2020: \$7,866; SFY 2021: \$7,866.
 - **Total: \$15,732.**

BA 4554 Enhancements

E229 IT Fund Reorganization:

- This request funds 20 percent of the cost of the information Technology Professional positions in the Nutrition Education Programs through the department's administrative cost allocation (see corresponding E229 in BA 2691). SFY 2020: \$58,159; SFY 2021: \$60,053.
 - **Total: \$118,212.**

Current IT Structure



*IT support to 6 locations

BA 4554 Enhancements

- **E710 Equipment Replacement:**

- This request funds replacement computer hardware and associated software per Enterprise Information Technology Services' recommended replacement schedule. SFY 2020: \$63,743; SFY 2021: \$68,610.

- **Total: \$132,353.**

- **E720 New Equipment:**

- This request funds new video conferencing equipment in Las Vegas and Elko to provide more user efficient control of conferencing system in support of the Board of Agriculture, Animal Industry, Plant Industry, Consumer Equitability, and Food and Nutrition Divisions. SFY 2020: \$20,846; SFY 2021: \$3,496.

- **Total: \$24,342.**

Thank You

- **Questions?**